

MOHAN GUPTA & COMPANY
CHARTERED ACCOUNTANTS

OFF.B-2A/37, JANAKPURI
NEW DELHI – 110058
Phone: 45597859, 41612538
Email :mohan.mgc@gmail.com
Website : www.camohangupta.com

Independent Auditor's Report

To the Members of M/s. Red Solutions Private Limited

Report on the Financial Statements

Opinion

We have audited the accompanying financial statements of **M/s. Red Solutions Private Limited ("the Company")** which comprises the Balance Sheet as at March 31, 2020, the Statement of Profit and Loss (including Other Comprehensive Income), Statement of Changes in Equity and the statement of cash flows the for the year then ended, and notes to the financial statements, including a summary of significant accounting policies and other explanatory information.

In our opinion and to the best of our information and according to the explanations given to us, the aforesaid financial statements give the information required by the Companies Act, 2013 ("the Act") in the manner so required and give a true and fair view in conformity with the Indian Accounting Standards prescribed under section 133 of the Act read with the Companies (Indian Accounting Standards) Rules, 2015, as amended, ("Ind AS") and other accounting principles generally accepted in India, of the state of affairs of the Company as at March 31, 2020, the **Loss**, total comprehensive **Loss**, its cash flows and the changes in equity for the year ended on that date.

Basis for Opinion

We conducted our audit in accordance with the Standards on Auditing specified under section 143(10) of the Act. Our responsibilities under those standards are further described in the Auditor's Responsibilities for the Audit of the Financial Statements section of our report. We are independent of the Company in accordance with the Code of Ethics issued by the Institute of Chartered Accountants of India ('ICAI') together with the ethical requirements that are relevant to our audit of the financial statements under the provisions of the Act and the rules thereunder, and we have fulfilled our other ethical responsibilities in accordance with these requirements and the Code of Ethics. We believe that the audit evidence we have obtained is sufficient and appropriate to provide a basis for our opinion.

Information other than the Financial Statements and Auditor's Report thereon



The Company's Board of Directors is responsible for the other information. The other information comprises the information included in the Annual Report, but does not include the financial statements and our auditor's report thereon. The Annual Report is expected to be made available to us after the date of this auditor's report.

Our opinion on the financial statements does not cover the other information and we will not express any form of assurance conclusion thereon.

In connection with our audit of the financial statements, our responsibility is to read the other information identified above when it becomes available and, in doing so, consider whether the other information is materially inconsistent with the financial statements or our knowledge obtained in the audit or otherwise appears to be materially misstated.

When we read the Director Report, if we conclude that there is a material misstatement therein, we are required to communicate the matter to those charged with governance as required under SA 720 'The Auditor's Responsibilities Relating to Other Information'.

Management Responsibility for the Financial Statements

The Company's Board of Directors is responsible for the matters stated in section 134(5) of the Companies Act, 2013 ("the Act") with respect to the preparation of these financial statements that give a true and fair view of the financial position, financial performance and cash flows of the Company in accordance with the accounting principles generally accepted in India, including the accounting Standards specified under section 133 of the Act. This responsibility also includes maintenance of adequate accounting records in accordance with the provisions of the Act for safeguarding of the assets of the Company and for preventing and detecting frauds and other irregularities; selection and application of appropriate implementation and maintenance of accounting policies; making judgments and estimates that are reasonable and prudent; and design, implementation and maintenance of adequate internal financial controls, that were operating effectively for ensuring the accuracy and completeness of the accounting records, relevant to the preparation and presentation of the financial statement that give a true and fair view and are free from material misstatement, whether due to fraud or error.

In preparing the financial statements, management is responsible for assessing the Company's ability to continue as a going concern, disclosing, as applicable, matters related to going concern and using the going concern basis of accounting unless management either intends to liquidate the Company or to cease operations, or has no realistic alternative but to do so.

Those Board of Directors are also responsible for overseeing the company's financial reporting process

Auditor's Responsibility for the Audit of the Financial Statements

Our objectives are to obtain reasonable assurance about whether the financial statements as a whole are free from material misstatement, whether due to fraud or error, and to issue an auditor's report that includes our opinion. Reasonable assurance is a high level of assurance, but is not a guarantee that



an audit conducted in accordance with SAs will always detect a material misstatement when it exists. Misstatements can arise from fraud or error and are considered material if, individually or in the aggregate, they could reasonably be expected to influence the economic decisions of users taken on the basis of these financial statements.

As part of an audit in accordance with SAs, we exercise professional judgment and maintain professional skepticism throughout the audit. We also:

- Identify and assess the risks of material misstatement of the standalone financial statements, whether due to fraud or error, design and perform audit procedures responsive to those risks, and obtain audit evidence that is sufficient and appropriate to provide a basis for our opinion. The risk of not detecting a material misstatement resulting from fraud is higher than for one resulting from error, as fraud may involve collusion, forgery, intentional omissions, misrepresentations, or the override of internal control.
- Obtain an understanding of internal financial control relevant to the audit in order to design audit procedures that are appropriate in the circumstances. Under section 143(3)(i) of the Act, we are also responsible for expressing our opinion on whether the Company has adequate internal financial controls system in place and the operating effectiveness of such controls.
- Evaluate the appropriateness of accounting policies used and the reasonableness of accounting estimates and related disclosures made by the management.
- Conclude on the appropriateness of management's use of the going concern basis of accounting and, based on the audit evidence obtained, whether a material uncertainty exists related to events or conditions that may cast significant doubt on the Company's ability to continue as a going concern. If we conclude that a material uncertainty exists, we are required to draw attention in our auditor's report to the related disclosures in the standalone financial statements or, if such disclosures are inadequate, to modify our opinion. Our conclusions are based on the audit evidence obtained up to the date of our auditor's report. However, future events or conditions may cause the Company to cease to continue as a going concern.
- Evaluate the overall presentation, structure and content of the standalone financial statements, including the disclosures, and whether the standalone financial statements represent the underlying transactions and events in a manner that achieves fair presentation.

Materiality is the magnitude of misstatements in the standalone financial statements that, individually or in aggregate, makes it probable that the economic decisions of a reasonably knowledgeable user of the standalone financial statements may be influenced. We consider quantitative materiality and qualitative factors in (i) planning the scope of our audit work and in evaluating the results of our work; and (ii) to evaluate the effect of any identified misstatements in the standalone financial statements.

We communicate with those charged with governance regarding, among other matters, the planned scope and timing of the audit and significant audit findings, including any significant deficiencies in internal control that we identify during our audit.

We also provide those charged with governance with a statement that we have complied with relevant ethical requirements regarding independence, and to communicate with them all relationships and



other matters that may reasonably be thought to bear on our independence, and where applicable, related safeguards.

From the matters communicated with those charged with governance, we determine those matters that were of most significance in the audit of the standalone financial statements of the current period and are therefore the key audit matters. We describe these matters in our auditor's report unless law or regulation precludes public disclosure about the matter or when, in extremely rare circumstances, we determine that a matter should not be communicated in our report because the adverse consequences of doing so would reasonably be expected to outweigh the public interest benefits of such communication.

Other Matter

The comparative financial information of the company for the year ended 31st March 2019 and the related transition date opening balance sheet as at 1st April 2018 included in these standalone financial statements, have been prepared after adjusting previously issued the standalone financial statements prepared in accordance with the Companies (Accounting Standards) Rules, 2006 to comply with Ind AS. The previously issued standalone financial statements for the year ended 31st March 2019 and 31st March 2018 were audited by us, dated 29th May 2019 and 29th May 2018 respectively expressed an unmodified opinion. Adjustment made to the previously issued standalone financial statement to comply with Ind AS has been audited by us.

Our opinion on the standalone financial statements is not modified in respect of the above matter on the comparative financial information.

Report on Other Legal and Regulatory Requirements

1. As required by Section 143(3) of the Act, we report that:
 - a. We have sought and obtained all the information and explanations which to the best of our knowledge and belief were necessary for the purposes of our audit.
 - b. In our opinion, proper books of account as required by law have been kept by the Company so far as it appears from our examination of those books.
 - c. The Balance Sheet, the Statement of Profit and Loss including Other Comprehensive Income, the Cash Flow Statement and Statement of Changes in Equity dealt with by this Report are in agreement with the books of account.
 - d. In our opinion, the aforesaid financial statements comply with the IndAS specified under Section 133 of the Act.
 - e. On the basis of the written representations received from the directors as on 31st March, 2020 taken on record by the Board of Directors, none of the directors is disqualified as on 31st March, 2020 from being appointed as a director in terms of Section 164 (2) of the Act.
 - f. As required under chapter X, clause (i) of sub-section (3) of Section 143 of the Companies Act, 2013, is not applicable to the company.



- g. In our opinion and to the best of our information and according to the explanations given to us, the company being a private company, section 197 of the Act related to the managerial remuneration is not applicable.
- h. With respect to the other matters to be included in the Auditor's Report in accordance with Rule 11 of the Companies (Audit and Auditors) Rules, 2014, in our opinion and to the best of our information and according to the explanations given to us:
- i) The Company does not have any pending litigations which would impact its financial position.
 - ii) As informed to us, the company did not have any long-term contracts including derivative contracts for which there were any material foreseeable losses.
 - iii) As informed to us, the company has no amount for transferring to the Investor Education and Protection Fund by the Company.
2. As required by the Companies (Auditor's Report) Order, 2016 ("the Order"), issued by the Central Government of India in terms of sub-section (11) of section 143 of the Companies Act, 2013, we give in the Annexure-A a statement on the matters specified in paragraphs 3 and 4 of the Order, to the extent applicable.

Place: New Delhi
Date: 29.07.2020

For Mohan Gupta & Company
Chartered Accountants
FRN:-006519N

CA Himanshu Gupta
Partner
M.No. 527863
UDIN: 20527863AAAACM1734


Annexure-A to the Independent Auditors' Report

The Annexure referred to in our Independent Auditors' Report to the members of the Company on the standalone financial statements for the year ended 31 March 2020, we report that:

1. In respect of Property, Plant and Equipment (Fixed Assets):
 - a) In our opinion, the Company has maintained proper records showing full particulars including quantitative details and situation of Property, Plant & Equipments;
 - b) According to the information and explanations given to us, Property, Plant & Equipments have been physically verified by the management in a phased manner, designed to cover all the items, which in our opinion, is reasonable having regard to the size of the company and nature of its business. Pursuant to the program, a portion of the Property, Plant & Equipment has been physically verified by the management during the year and no material discrepancies between the books records and the physical Property, Plant & Equipments have been noticed.
 - c) According to the information and explanations given to us and on the basis of our examination of the records of the company, the title deeds of immovable properties are held in the name of the company.
2. Since company has no inventory, accordingly, the provisions of clause 3 (ii) of the Order are not applicable to the Company and hence not commented upon.
3. Since company has not granted unsecured loans to companies, firms, Limited Liability partnerships or other parties covered in the Register maintained under section 189 of the Act. Accordingly, the provisions of clause 3 (iii) (a) to (c) of the Order are not applicable to the Company.
4. In our opinion and according to the information and explanations given to us, the company has complied with the provisions of section 185 and 186 of companies act, 2013 in respect of loans, Investments, Guarantees, and Security.
5. According to the information and explanations given to us, the company has not accepted any deposits within the meaning of section 73 to 76 of the Act and the rules framed there under to the extent notified. Accordingly, paragraph 3(v) of the order is not applicable to the company.
6. In our opinion, the maintenance of Cost Records has not been specified by the Central Government under sub-section (1) of Section 148 of the Act, in respect of the activities carried on by the company. Accordingly, paragraph 3(vi) of the order is not applicable to the company.
- 7a). According to the information's and explanations given to us and the records of the company examined by us, the Company has been generally regular in depositing with appropriate authorities undisputed statutory dues including employees' state insurance, sales tax, service tax, goods & services tax, value added tax, cess and other statutory dues with appropriate authorities and no statutory dues are outstanding for a period exceeding six months from the date they became payable except as under: NIL





- 7b). According to the information's and explanations given to us and the records of the Company examined by us, there are no dues of income-tax, sales tax, service tax, goods & services tax, value added tax or cess which have not been deposited on account of any dispute, except as under: NIL
8. In our opinion and according to the information and explanations given to us, the Company has not defaulted in repayment of dues to PFI and Banks. The company has not obtained any loan or borrowings from governments. Further the company does not have any debentures issued/outstanding at any time during the year.
9. Based upon the audit procedures performed and the information and explanations given by the management, the company has not raised moneys by way of initial public offer or further public offer including debt instruments and term Loans. Accordingly, the provisions of clause 3 (ix) of the Order is not applicable to the Company.
10. In our opinion and according to the information and explanation given to us, no fraud by the company or any fraud on the Company by its officers/ employees has been noticed or reported during the year.
11. In our opinion and to the best of our information and according to the explanations given to us, the company being a private company, therefore, the provisions of clause 3 (xi) of the Order is not applicable to the Company.
12. In our opinion, the Company is not a Nidhi Company. Therefore, the provisions of clause 3 (xii) of the Order is not applicable to the Company.
13. According to the information's and explanations given to us and the records of the company examined by us, the company has complied all the provision of section 177 and 188 of the Companies Act, 2013 regarding the transaction with related parties. The company has disclosed all the transaction with related parties in financial statement.
14. Based upon the audit procedures performed and the information and explanations given by the management, the company has not made any preferential allotment or private placement of shares or fully or partly convertible debentures during the year under review. Accordingly, the provisions of clause 3 (xiv) of the Order are not applicable to the Company and hence not commented upon.
15. According to the audit procedures performed and the information and explanations given by the management, the company has not entered into any non-cash transactions with directors or persons connected with him. Accordingly, the provisions of clause 3 (xv) of the Order is not applicable to the Company and hence not commented upon.



16. According to the audit procedures performed and the information and explanations given by the management, the company is not required to be registered under section 45-IA of the Reserve Bank of India Act, 1934, accordingly, the provisions of clause 3 (xvi) of the Order are not applicable to the Company and hence not commented upon.

For Mohan Gupta & Company
Chartered Accountants

FRN:-006519N

CA Himanshu Gupta
Partner

M.No. 527863

UDIN: 20527863AAAACM1734

Place: New Delhi

Date: 29.07.2020

Red Solutions Private Limited

Statement of Changes in Equity for the year ended March 31, 2020

(All amounts are Rupees in lacs unless otherwise stated)

A. Equity Share capital

Balance as at April 1, 2018	5.00
Change in equity share capital during 2018-19	-
Balance as at March 31, 2019	5.00
Change in equity share capital during 2019-20	-
Balance as at March 31, 2020	5.00

B. Other Equity


Particulars	Attributable to owners of the company			
	Deemed equity contribution	Reserves & Surplus		Total
		Capital reserve	Retained earnings	
Balance as at April 1, 2018	990.00	126.45	-142.65	973.80
Impact of Ind AS adjustments (Refer Note 29)	-134.40	-	24.13	-110.27
Restated balance at beginning of reporting period	855.60	126.45	-118.52	863.53
Profit for the year	-	-	-15.75	-15.75
Other comprehensive income	-	-	-	-
Total comprehensive income for the year	-	-	-15.75	-15.75
Additions during the year	187.02	-	-	187.02
Adjustments during the year	-	-	-455.37	-455.37
Balance as at March 31, 2019	1,042.63	126.45	-589.65	579.43
Profit for the year	-	-	-27.87	-27.87
Other comprehensive income	-	-	-	-
Total comprehensive income for the year	-	-	-27.87	-27.87
Adjustments during the year	-	-	-	-
Balance as at March 31, 2020	1,042.63	126.45	-617.52	551.56


For **Pawan Shubham & Co.**
Chartered Accountants
Firm registration No. 011573C

Pawan Kumar Agarwal
Partner
Membership No.: 092345

Place:
Date:

For and on Behalf of the Board of Director of
Res Solutions Private Limited


Ashok Kumar Gupta
Director
DIN:-02590928


Swapan Guha
Director
DIN:-06985292

Place:
Date:

Red Solutions Private Limited

Notes to the financial statements for the year ended March 31, 2020

Reporting Entity

Red Solutions Private Limited ('the Company') is a company domiciled in India, with its registered office situated at F-33/3, Phase II, Okhla Industrial Area, New Delhi-110020. The Company was incorporated in India on August 9, 2012. The Company is involved in the business of sale and leasing of shops, showrooms, restaurants etc and providing consultancy services.

1. Basis of preparation

(i) Statement of compliance with Indian Accounting Standards:

These Ind AS financial statements ("the Financial Statements") have been prepared in accordance with the Indian Accounting Standards ('Ind AS') as notified by Ministry of Corporate Affairs ('MCA') under Section 133 of the Companies Act, 2013 ('Act') read with the Companies (Indian Accounting Standards) Rules, 2015, as amended and other relevant provisions of the Act. The Company has uniformly applied the accounting policies for all the periods presented in these financial statements.

The financial statements for the year ended March 31, 2020 are the first financial statements which has been prepared in accordance with Ind AS..

The financial statements up to and for the year ended March 31, 2019 were prepared in accordance with the accounting standards notified under Section 133 of the Act, read together with paragraph 7 of the Companies (Accounts) Rules, 2014 (Previous GAAP) and other relevant provisions of the Act which have been adjusted for the differences in the accounting principles adopted by the Company on transition to Ind AS.

As these are the Company's first financial statements prepared in accordance with Ind AS, the Company has applied, First-time Adoption Standard (Ind AS 101) of Indian Accounting Standards. An explanation of how the transition to Ind AS has affected the previously reported financial position, financial performance and cash flows of the Company is provided in Note 29.

The financial statements for the year ended March 31, 2020 were authorised and approved for issue by the Board of Directors on July 30, 2020.

The significant accounting policies adopted for preparation and presentation of these financial statements are included in Note 2. These policies have been applied consistently, except for the changes in accounting policy for amendments to the standards that were issued effective for annual period beginning on or after April 1, 2019 relating to Ind AS 116 on Leases.

(ii) Financial and non-financial classification

All assets and liabilities have been classified and presented as current or non-current as per the Division III of Schedule III to the Act.

(iii) Functional and presentation currency



Red Solutions Private Limited

Notes to the financial statements for the year ended March 31, 2020

These financial statements are presented in Indian Rupees (₹), which is also the Company's functional currency. All amounts have been rounded-off to the nearest lacs, unless otherwise indicated.

(iv) Basis of measurement

The financial statements have been prepared on the historical cost basis except for the following items:

Items	Measurement basis
Certain financial assets and liabilities	Fair value
Net defined benefit (asset)/ liability	Fair value of plan assets less present value of defined benefit obligations

(v) Use of estimates and judgements

The preparation of the Company's financial statements requires management to make judgements, estimates and assumptions that affect the reported amounts of revenues, expenses, assets and liabilities, and the related disclosures. Actual results may differ from these estimates.

Significant management judgements

Recognition of deferred tax assets – The extent to which deferred tax assets can be recognised is based on an assessment of the probability of the future taxable income against which the deferred tax assets can be utilised.

Business model assessment - The Company determines the business model at a level that reflects how groups of financial assets are managed together to achieve a business objective. This assessment includes judgement reflecting all relevant evidence including how the performance of the assets is evaluated and their performance measured, the risks that affect the performance of the assets and how these are managed and how the managers of the assets are compensated. The Company monitors financial assets measured at amortised cost that are derecognised prior to their maturity to understand the reason for their disposal and whether the reasons are consistent with the objective of the business for which the asset was held. Monitoring is part of the Company's continuous assessment of whether the business model for which the remaining financial assets are held continues to be appropriate and if it is not appropriate whether there has been a change in business model and accordingly prospective change to the classification of those assets are made.

Evaluation of indicators for impairment of assets – The evaluation of applicability of indicators of impairment of assets requires assessment of several external and internal factors which could result in deterioration of recoverable amount of the assets.



Classification of leases – Ind AS 116 requires lessees to determine the lease term as the non-cancellable period of a lease adjusted with any option to extend or terminate the lease, if the use of such option is reasonably certain. The Company makes an assessment on the expected lease term on a lease-by-lease basis and thereby assesses whether it is reasonably certain that any options to extend or terminate the contract will be exercised. In evaluating the lease term, the Company considers factors such as any significant leasehold improvements undertaken over the lease term, costs relating to the termination of the lease and the importance of the underlying asset to the Company's operations taking into account the location of the underlying asset and the availability of suitable alternatives. The lease term in future periods is reassessed to ensure that the lease term reflects the current economic circumstances. After considering current and future economic conditions, the Company has concluded that no changes are required to lease period relating to the existing lease contract.

Expected credit loss (ECL) – The measurement of expected credit loss allowance for financial assets measured at amortised cost requires use of complex models and significant assumptions about future economic conditions and credit behaviour (e.g. likelihood of customers defaulting and resulting losses). The Company makes significant judgements regarding the following while assessing expected credit loss:

- Determining criteria for significant increase in credit risk;
- Establishing the number and relative weightings of forward-looking scenarios for each type of product/market and the associated ECL; and
- Establishing groups of similar financial assets for the purposes of measuring ECL.

Provisions – At each balance sheet date, based on the management judgment, changes in facts and legal aspects, the Company assesses the requirement of provisions against the outstanding contingent liabilities. However, the actual future outcome may be different from this judgement.

Significant estimates

Useful lives of depreciable/amortisable assets – Management reviews its estimate of useful lives, residual values and method of depreciation of depreciable/amortisable assets at each reporting date, based on the expected utility of the assets. Uncertainties in these estimates relate to technical and economic obsolescence that may change the utility of assets.

Defined benefit obligation (DBO) – Management's estimate of the DBO is based on several underlying assumptions such as standard rates of inflation, mortality, discount rate and anticipation of future salary increases. Variation in these assumptions may significantly impact the DBO amount and the annual defined benefit expenses.

Fair value measurements – Management applies valuation techniques to determine the fair value of financial instruments (where active market quotes are not available). This involves developing estimates and assumptions consistent with how market participants would price the instrument.



A handwritten signature in black ink.

2.1 Summary of significant accounting policies

(i) Cash and cash equivalents

Cash and cash equivalents consist of cash, bank balances in current and short term highly liquid investments that are readily convertible to cash with original maturities of three months or less at the time of purchase.

(ii) Provisions, contingent liabilities and contingent assets

Provisions are recognised only when there is a present obligation, as a result of past events, and when a reliable estimate of the amount of obligation can be made at the reporting date. These estimates are reviewed at each reporting date and adjusted to reflect the current best estimates. Provisions are discounted to their present values, where the time value of money is material.

Contingent liability is disclosed for:

- Possible obligations which will be confirmed only by future events not wholly within the control of the Company or
- Present obligations arising from past events where it is not probable that an outflow of resources will be required to settle the obligation or a reliable estimate of the amount of the obligation cannot be made.

Contingent assets are neither recognised nor disclosed except when realisation of income is virtually certain, related asset is disclosed.

(iii) Property, plant and equipment

Recognition and initial measurement

Property, plant and equipment are stated at their cost of acquisition. The cost comprises purchase price, borrowing cost if capitalisation criteria are met and directly attributable cost of bringing the asset to its working condition for the intended use. Any trade discount and rebates are deducted in arriving at the purchase price.

Subsequent costs are included in the asset's carrying amount or recognised as a separate asset, as appropriate, only when it is probable that future economic benefits associated with the item will flow to the Company and the cost of the item can be measured reliably. All other repair and maintenance costs are recognised in statement of profit and loss.

Subsequent measurement (depreciation method, useful lives and residual value)

Property, plant and equipment are subsequently measured at cost less accumulated depreciation and impairment losses. Depreciation on property, plant and equipment is provided on the straight-line method over the useful life of the assets as prescribed under Part 'C' of Schedule II of the Companies Act, 2013.



Red Solutions Private Limited

Notes to the financial statements for the year ended March 31, 2020

Asset class	Useful life
Building	60 years
Plant and machinery	15 years
Office equipment	5 years
Computer equipment	3 years
Furniture and fixtures	10 years
Vehicles	8-10 years

Depreciation is calculated on pro rata basis from the date on which the asset is ready for use or till the date the asset is sold or disposed.

The residual values, useful lives and method of depreciation are reviewed at the end of each financial year.

De-recognition

An item of property, plant and equipment and any significant part initially recognised is de-recognised upon disposal or when no future economic benefits are expected from its use or disposal. Any gain or loss arising on de-recognition of the asset (calculated as the difference between the net disposal proceeds and the carrying amount of the asset) is recognised in the statement of profit and loss, when the asset is de-recognised.

Capital work-in-progress

Capital work-in-progress are carried at cost, comprising direct cost and related incidental expenses to acquire property, plant and equipment. Assets which are not ready for intended use are also shown under capital work-in-progress.

Transition to Ind AS

The Company has elected to measure all its property, plant and equipment at the previous GAAP carrying amount as its deemed cost on the date of transition of Ind AS i.e. April 1, 2018.

(iv) Intangible assets

Recognition and initial measurement

Intangible assets are stated at their cost of acquisition. The cost comprises purchase price including license fees paid, import duties and other taxes (other than those subsequently recoverable from taxation authorities), borrowing cost if capitalisation criteria are met and directly attributable cost of bringing the asset to its working condition for the intended use.

Subsequent measurement (amortisation method, useful lives and residual value)



Red Solutions Private Limited

Notes to the financial statements for the year ended March 31, 2020

Intangible assets are amortised over a period of 3 years from the date when the assets are available for use. The estimated useful life (amortisation period) of the intangible assets is arrived basis the expected pattern of consumption of economic benefits and is reviewed at the end of each financial year and the amortisation period is revised to reflect the changed pattern, if any.

Transition to Ind AS

The Company has elected to measure all its intangible assets at the previous GAAP carrying amount as its deemed cost on the date of transition of Ind AS i.e. April 1, 2018.

(v) Revenue recognition

Revenue is measured based on the transaction price, which is the consideration, adjusted for volume discounts, service level credits, performance bonuses, price concessions and incentives, if any, as specified in the contract with the customer.

Revenue from related parties is recognised based on transaction price which is at arm's length.

The Company does not disaggregate its revenue from contracts with customers.

Revenues recognised are net of GST wherever applicable.

Sale of goods

Revenue is recognised upon transfer of control of promised product to customer in an amount that reflect the consideration which the company expects to receive in exchange for those product at the fair value of the consideration received or receivable, which is generally the transaction price, net of any taxes/duties and discounts.

Consultancy services

Fee is booked on the completion of task/project as per the terms of agreement. However, where the percentage of completion is significant enough to ascertain the outcome reliably, revenue is recognised to the extent it can be accurately measured.

Other interest income

Interest income is recognised on time proportion basis considering the amount outstanding and the rate applicable.

Dividend

Revenue is recognised when the company's right to receive payment is established by the balance sheet date.

Other revenue

In respect of other heads of income, the Company follows the practice of recognising income on accrual basis.



A handwritten signature.

A handwritten signature.

(vi) Expenses

Expenses are recognised on accrual basis and provisions are made for all known losses and liabilities. Expenses incurred on behalf of other companies, in India, for sharing personnel, common services and facilities like premises, telephones, etc. are allocated to them at cost and reduced from respective expenses.

Similarly, expenses allocation received from other companies is included within respective expense classifications.

(vii) Borrowing costs

Borrowing costs that are directly attributable to the acquisition and/or construction of a qualifying asset, till the time such qualifying assets become ready for its intended use, are capitalised. Borrowing costs consists of interest and other cost that the Company incurred in connection with the borrowing of funds. A qualifying asset is one that necessarily takes a substantial period of time to get ready for its intended use. All other borrowing costs are charged to the Statement of Profit and Loss as incurred basis the effective interest rate method.

(viii) Taxation


Tax expense recognised in Statement of Profit and Loss comprises the sum of deferred tax and current tax except to the extent it recognised in other comprehensive income or directly in equity.

Current tax comprises the tax payable or receivable on taxable income or loss for the year and any adjustment to the tax payable or receivable in respect of previous years. Current tax is computed in accordance with relevant tax regulations. The amount of current tax payable or receivable is the best estimate of the tax amount expected to be paid or received after considering uncertainty related to income taxes, if any. Current tax relating to items recognised outside profit or loss is recognised outside profit or loss (either in other comprehensive income or in equity).

Current tax assets and liabilities are offset only if there is a legally enforceable right to set off the recognised amounts, and it is intended to realise the asset and settle the liability on a net basis or simultaneously.

Minimum alternate tax ('MAT') credit entitlement is recognised as an asset only when and to the extent there is convincing evidence that normal income tax will be paid during the specified period. In the year in which MAT credit becomes eligible to be recognised as an asset, the said asset is created by way of a credit to the Statement of Profit and Loss and shown as MAT credit entitlement. This is reviewed at each balance sheet date and the carrying amount of MAT credit entitlement is written down to the extent it is not reasonably certain that normal income tax will be paid during the specified period.

Deferred tax is recognised in respect of temporary differences between carrying amount of assets and liabilities for financial reporting purposes and corresponding amount used for taxation purposes. Deferred tax assets are recognised on unused tax loss, unused tax credits and deductible temporary



differences to the extent it is probable that the future taxable profits will be available against which they can be used. This is assessed based on the Company's forecast of future operating results, adjusted for significant non-taxable income and expenses and specific limits on the use of any unused tax loss. Unrecognised deferred tax assets are re-assessed at each reporting date and are recognised to the extent that it has become probable that future taxable profits will allow the deferred tax asset to be recovered.

Deferred tax assets and liabilities are measured at the tax rates that are expected to apply in the year when the asset is realised or the liability is settled, based on tax rates (and tax laws) that have been enacted or substantively enacted at the reporting date. The measurement of deferred tax reflects the tax consequences that would follow from the manner in which the Company expects, at the reporting date to recover or settle the carrying amount of its assets and liabilities. Deferred tax assets and liabilities are offset only if there is a legally enforceable right to set off the recognised amounts, and it is intended to realise the asset and settle the liability on a net basis or simultaneously. Deferred tax relating to items recognised outside statement of profit and loss is recognised outside statement of profit or loss (either in other comprehensive income or in equity).

(ix) Employee benefits

Short-term employee benefits

Short-term employee benefits including salaries, short term compensated absences (such as a paid annual leave) where the absences are expected to occur within twelve months after the end of the period in which the employees render the related service, profit sharing and bonuses payable within twelve months after the end of the period in which the employees render the related services and non-monetary benefits for current employees are estimated and measured on an undiscounted basis.


Post-employment benefit plans are classified into defined benefits plans and defined contribution plans as under:

Defined contribution plans

The Company has a defined contribution plans namely provident fund, pension fund and employees state insurance scheme. The contribution made by the Company in respect of these plans are charged to the Statement of Profit and Loss.

Defined benefit plans

The Company has an obligation towards gratuity, a defined benefit retirement plan covering eligible employees. Under the defined benefit plans, the amount that an employee will receive on retirement is defined by reference to the employee's length of service and last drawn salary. The legal obligation for any benefits remains with the Company, even if plan assets for funding the defined benefit plan have been set aside. The liability recognised in the statement of financial position for defined benefit plans is the present value of the Defined Benefit Obligation (DBO) at the reporting date less the fair value of plan assets. Management estimates the DBO annually with the assistance of independent



A handwritten signature in black ink.

A handwritten signature in black ink.

actuaries. Actuarial gains/losses resulting from re-measurements of the liability/asset are included in other comprehensive income.

Other long-term employee benefits

The Company also provides the benefit of compensated absences to its employees which are in the nature of long-term employee benefit plans. Liability in respect of compensated absences becoming due and expected to avail after one year from the Balance Sheet date is estimated in the basis of an actuarial valuation performed by an independent actuary using the projected unit credit method as on the reporting date. Actuarial gains and losses arising from experience and changes in actuarial assumptions are charged to Statement of Profit and Loss in the year in which such gains or losses are determined.

However, the Company does not encash compensated absences.

(x) Leases

Company as a lessee

The Company's lease asset classes primarily consist of leases for land and buildings. The Company assesses whether a contract contains a lease, at inception of a contract. A contract is, or contains, a lease if the contract conveys the right to control the use of an identified asset for a period of time in exchange for consideration. To assess whether a contract conveys the right to control the use of an identified asset, the Company assesses whether:

- (i) the contract involves the use of an identified asset
- (ii) the Company has substantially all the economic benefits from use of the asset through the period of the lease and
- (iii) the Company has the right to direct the use of the asset.

At the date of commencement of the lease, the Company recognises a right-of-use (ROU) asset and a corresponding lease liability for all lease arrangements in which it is a lessee, except for leases with a term of 12 months or less (short-term leases) and low value leases. For these short-term and low-value leases, the Company recognises the lease payments as an operating expense on a straight-line basis over the term of the lease.

Certain lease arrangements include the options to extend or terminate the lease before the end of the lease term. ROU assets and lease liabilities includes these options when it is reasonably certain that they will be exercised.

The ROU assets are initially recognised at cost, which comprises the initial amount of the lease liability adjusted for any lease payments made at or prior to the commencement date of the lease plus any initial direct costs less any lease incentives. They are subsequently measured at cost less accumulated depreciation and impairment losses.

ROU assets are depreciated from the commencement date on a straight-line basis over the shorter of the lease term and useful life of the underlying asset. ROU assets are evaluated for recoverability whenever events or changes in circumstances indicate that their carrying amounts may not be



Red Solutions Private Limited

Notes to the financial statements for the year ended March 31, 2020

recoverable. For the purpose of impairment testing, the recoverable amount (i.e. the higher of the fair value less cost to sell and the value-in-use) is determined on an individual asset basis unless the asset does not generate cash flows that are largely independent of those from other assets. In such cases, the recoverable amount is determined for the Cash Generating Unit (CGU) to which the asset belongs.

The lease liability is initially measured at amortised cost at the present value of the future lease payments. The lease payments are discounted using the interest rate implicit in the lease or, if not readily determinable, using the incremental borrowing rates in the country of domicile of these leases. Lease liabilities are remeasured with a corresponding adjustment to the related ROU asset if the Company changes its assessment of whether it will exercise an extension or a termination option.

Lease liability and ROU assets have been separately presented in the Balance Sheet and lease payments have been classified as financing cash flows.

The Company as a lessor

Leases for which the Company is a lessor is classified as a finance or operating lease. Whenever the terms of the lease transfer substantially all the risks and rewards of ownership to the lessee, the contract is classified as a finance lease. All other leases are classified as operating leases.

When the Company is an intermediate lessor, it accounts for its interests in the head lease and the sublease separately. The sublease is classified as a finance or operating lease by reference to the ROU asset arising from the head lease.

For operating leases, rental income is recognised on a straight-line basis over the term of the relevant lease.

(xi) Earnings per share

Basic earnings per share is calculated by dividing the net profit or loss for the period attributable to equity shareholders (after deducting attributable taxes) by the weighted average number of equity shares outstanding during the period. The weighted average number of equity shares outstanding during the period is adjusted for events including a bonus issue.

For the purpose of calculating diluted earnings per share, the net profit or loss (interest and other finance cost associated) for the period attributable to equity shareholders and the weighted average number of shares outstanding during the period are adjusted for the effects of all dilutive potential equity shares.

(xii) Foreign currency

Transactions and balances

Foreign currency transactions are translated into the functional currency, by applying the exchange rates on the foreign currency amounts at the date of the transaction. Foreign currency monetary items outstanding at the balance sheet date are converted to functional currency using the closing



rate. Non-monetary items denominated in a foreign currency which are carried at historical cost are reported using the exchange rate at the date of the transaction.

Exchange differences arising on monetary items on settlement, or restatement as at reporting date, at rates different from those at which they were initially recorded, are recognised in the Statement of Profit and Loss in the year in which they arise.

Transition to Ind AS

The Company has elected to exercise the option for accounting for exchange differences arising from translation of long-term foreign currency monetary items recognised in the financial statements for the period ending immediately before the beginning of the first Ind AS financial reporting period as per the previous GAAP.

(xiii) Impairment of assets

a) Impairment of non-financial assets

The company assesses, at each reporting date, whether there is an indication that an asset may be impaired. If any indication exists, or when annual impairment testing for an asset required, the company estimates the assets recoverable amount. An asset's recoverable is the higher of an asset's fair value less costs of disposal and its value in use. Recoverable amount is determined for an individual asset, unless the asset does not generate cash inflows that are largely independent of those from other assets.

If such assets are impaired, the impairment to be recognised in the statement of Profit and loss is measured by the amount by which the carrying amount value of the assets exceeds the estimated recoverable amount of the asset. An impairment loss is reversed in the statement of profit and loss if there has been a change in the estimates used to determine the recoverable amount. The carrying amount of the asset is increased to its revised recoverable amount, provided that this amount does not exceed the carrying amount that would have been determined (net of any accumulated amortisation or depreciation) has no impairment loss been recognised for the asset in prior years.

b) Impairment of financial assets

The company recognises loss allowances using the expected credit loss (ECL) model for the financial assets which are not fair valued through profit and loss. Loss allowance for trade receivables with no significant financing component is measured at an amount equal to lifetime ECL. The company applies a simplified approach in calculating Expected Credit Losses (ECLs) on trade receivables. Therefore, the company does not track changes in credit risk, but instead recognise a loss allowance based on lifetime ECLs at each reporting date. The company established a provision matrix that is based on its historical credit loss experience, adjusted for forward looking factors specific to the debtors and the economic environment.



A handwritten signature in black ink, consisting of stylized initials and a surname.

A small, stylized handwritten signature or mark.

For all other financial assets, expected credit loss are measured at an amount equal to the 12-month ECL, unless there has been a significant increase in credit risk from initial recognition in which case those are measured at lifetime ECL. The amount of expected credit losses (or reversal) that is required to adjust the loss allowance at the reporting date to the amount that is required to be recognised is recognised as an impairment gain or loss in the statement of profit and loss.

(xiv) Financial instruments

A Financial instrument is any contract that gives rise to a financial asset of one entity and a financial liability or equity instrument of another entity.

Initial recognition and measurement

Financial assets and financial liabilities are recognised when the Company becomes a party to the contractual provisions of the financial instrument and are measured initially at fair value adjusted for transaction costs. Subsequent measurement of financial assets and financial liabilities is described below.

Non-derivative financial assets


Subsequent measurement

i. Financial assets carried at amortised cost – a financial asset is measured at the amortised cost if both the following conditions are met:

- The asset is held within a business model whose objective is to hold assets for collecting contractual cash flows, and
- Contractual terms of the asset give rise on specified dates to cash flows that are solely payments of principal and interest (SPPI) on the principal amount outstanding.

After initial measurement, such financial assets are subsequently measured at amortised cost using the effective interest rate (EIR) method. Amortised cost is calculated by considering any discount or premium on acquisition and fees or costs that are an integral part of the EIR. The EIR amortisation is included in interest income in the Statement of Profit and Loss.

ii. Investments in equity instruments – Investments in equity instruments which are held for trading are classified as at fair value through profit or loss (FVTPL). For all other equity instruments, the Company makes an irrevocable choice upon initial recognition, on an instrument by instrument basis, to classify the same either as at fair value through other comprehensive income (FVOCI) or fair value through profit or loss (FVTPL). Amounts presented in other comprehensive income are not subsequently transferred to profit or loss. However, the Company transfers the cumulative gain or loss within equity. Dividends on such investments are recognised in profit or loss unless the dividend clearly represents a recovery of part of the cost of the investment.



De-recognition of financial assets

Financial assets (or where applicable, a part of financial asset or part of a group of similar financial assets) are de-recognised (i.e. removed from the Company's balance sheet) when the contractual rights to receive the cash flows from the financial asset have expired, or when the financial asset and substantially all the risks and rewards are transferred. Further, if the Company has not retained control, it shall also de-recognise the financial asset and recognise separately as assets or liabilities any rights and obligations created or retained in the transfer.

De-recognition of financial liabilities

A financial liability is de-recognised when the obligation under the liability is discharged or cancelled or expired. When an existing financial liability is replaced by another from the same lender on substantially different terms, or the terms of an existing liability are substantially modified, such an exchange or modification is treated as the de-recognition of the original liability and the recognition of a new liability. The difference in the respective carrying amounts is recognised in the Statement of Profit and Loss.

First loss default guarantee

First loss default guarantee contracts are contracts that require the Company to make specified payments to reimburse the bank and financial institution for a loss it incurs because a specified debtor fails to make payments when due, in accordance with the terms of an agreement. Such financial guarantees are given to banks and financial institutions, for whom the Company acts as 'Business Correspondent'.

These contracts are initially measured at fair value and subsequently measure at higher of:

- The amount of loss allowance (calculated as described in policy for impairment of financial assets)
- Maximum amount payable as on the reporting date to the respective bank/financial institution which is based on the amount of loans overdue for more than 75-90 days in respect to agreements with banks and financial institutions.

Further, the maximum liability is restricted to the cash outflow agreed in the agreement.

Offsetting of financial instruments

Financial assets and financial liabilities are offset and the net amount is reported in the balance sheet if there is a currently enforceable legal right to offset the recognised amounts and there is an intention to settle on a net basis, to realise the assets and settle the liabilities simultaneously.

(xv) Operating segments

An operating segment is a component of the Company that engages in business activities from which it may earn revenues and incur expenses (including revenues and expenses



A handwritten signature in black ink.

A handwritten checkmark in black ink.

Red Solutions Private Limited

Notes to the financial statements for the year ended March 31, 2020

relating to transactions with other components of the Company), whose operating results are regularly reviewed by the Company's chief operating decision maker (CODM) to make decisions about resources to be allocated to the segment and assess its performance, and for which discrete financial information is available. Operating segments of the Company are reported in a manner consistent with the internal reporting provided to the CODM.

(xvi) Stock-in-trade

A financial instrument is classified as held for trading if it is acquired or incurred principally for selling or repurchasing in the near term, or forms part of a portfolio of financial instruments that are managed together and for which there is evidence of short-term profit taking, or it is a derivative not designated in a qualifying hedge relationship. Trading derivatives and trading securities are classified as held for trading and recognised at fair value.

2.2 Changes to accounting policies

Ind AS 116 - Leases

Effective April 1, 2019, the Company adopted Ind AS 116, Leases and applied the standard to all lease contracts existing on April 1, 2019 using the modified retrospective method.

There has been no material impact on the financial statements of the Company from the application of this standard.

2.3 Standards issued but not yet effective

There are no standards or amendments issued on or before March 31, 2020 and not yet effective, which may have any material impact on the financial statements of the Company.



A handwritten signature in black ink, consisting of stylized initials and a surname.

A handwritten signature in black ink, consisting of stylized initials and a surname.

Red Solutions Private Limited**Balance Sheet as at 31 March, 2020**

(All amounts are Rupees in lacs unless otherwise stated)

	Note	As at March 31, 2020	As at March 31, 2019	As at April 1, 2018
Assets				
Non-current assets				
Property, plant and equipment	3	0.31	0.35	0.24
Investment property	4	1,011.44	1,027.91	-
Deferred tax assets (net)	5	64.01	54.39	38.43
Other Non- Current Assets	6	1,746.90	1,746.90	1,961.89
		2,822.66	2,829.55	2,000.57
Current assets				
Financial assets				
Trade receivables	7	-	-	3.92
Cash and cash equivalents	8	0.96	0.17	1.07
Loans	9	-	-	99.00
Other financial assets	10	-	-	7.08
Other current assets	11	11.60	11.60	-
		12.57	11.77	111.07
Total Assets		2,835.23	2,841.32	2,111.63
Equity and liabilities				
Equity				
Share capital	12	5.00	5.00	5.00
Other equity	13	551.56	579.43	863.53
Total equity		556.56	584.43	868.53
Non-current liabilities				
Financial Liabilities				
Other financial liabilities	14	217.20	196.56	148.51
		217.20	196.56	148.51
Current liabilities				
Financial liabilities				
Borrowings	15	761.00	760.00	841.00
Other financial liabilities	16	1,300.47	1,300.33	247.15
Other current liabilities	17	-	-	6.45
Total current liabilities		2,061.47	2,060.33	1,094.59
Total liabilities		2,278.67	2,256.90	1,243.10
Total Equity and liabilities		2,835.23	2,841.32	2,111.63

Summary of significant accounting policies

1 & 2

The accompanying notes form an integral part of these financial statements.

Per our report of even date.

For **Mohan Gupta & Co.**
Chartered Accountants
Firm registration No. 006519N

Himanshu Gupta
Partner
Membership No. 527863

For and on behalf of the Board of Directors of
Red Solutions Private Limited

Ashok Kumar Gupta
Director
DIN:-02590928

Swapan Guha
Director
DIN:-06985292

Place: Delhi
Date: 29 July 2020

Place: Delhi
Date: 29 July 2020

Red Solutions Private Limited
Statement of Profit and Loss for the year ended March 31, 2020
(All amounts are Rupees in lacs unless otherwise stated)

	Note	Year ended March 31, 2020	Year ended March 31, 2019
Revenue			
Other income	18	-	19.34
Total revenue		-	19.34
Expenses			
Employee benefit expenses	19	0.24	0.16
Finance costs	20	20.64	21.61
Depreciation and amortisation expenses	21	16.50	12.11
Other expenses	22	0.11	17.18
Total expenses		37.49	51.05
Profit/(Loss) before tax and exceptional items		-37.49	-31.71
Exceptional items		-	-
Profit/(Loss) before tax		-37.49	-31.71
Tax expense			
- Current tax	30	-	-
- Deferred tax	30	-9.62	-15.96
		-9.62	-15.96
Profit after tax		-27.87	-15.75
Other comprehensive income			
Other comprehensive income		-	-
Total comprehensive income		-27.87	-15.75
Earnings per equity share (in Rs.):			
Nominal value of Rs. 10 each (Previous year Rs. 10 each)			
-Basic & Diluted earning per share	23	-55.74	-31.51
Summary of significant accounting policies	2		

The accompanying notes form an integral part of these financial statements.

For **Mohan Gupta & Co.**

Chartered Accountants

Firm registration No. 006519N

New Delhi

Himanshu Gupta

Partner

Membership No.: 527863

Place: Delhi

Date: 29 July 2020

For and on Behalf of the Board of Director of
Red Solutions Private Limited

Ashok Kumar Gupta
 Director
 DIN:-02590928

Swapan Guha
 Director
 DIN:-06985292

Place: Delhi

Date: 29 July 2020

Red Solutions Private Limited
Standalone Statement of Cash Flows for the year ended March 31, 2020
(All amounts are in Rupees unless otherwise stated)

	For the year ended March 31, 2020	For the year ended March 31, 2019
A Cash flow from operating activities		
Profit before tax	-37.49	-31.71
Adjustments for:		
Depreciation and amortisation expense	16.50	12.11
Issue of non-convertible preference shares	-	-268.35
Provisions written back	-	-19.19
Liabilities written back	-	-0.15
Balances written off	-	15.08
Finance costs	20.64	21.61
Operating profit before working capital changes	-0.34	-270.60
Movement in working capital		
Decrease/(Increase) in trade receivables	-	3.92
Decrease/(increase) in other financial assets	-	7.08
Decrease/(increase) in other current assets	-0.00	-26.68
Increase/(decrease) in other financial liability	0.14	1,053.34
Increase/(decrease) in other current liability	-	12.74
Cash generated from/ (used in) operations	-0.21	779.79
Less: Income Tax Paid (net of refunds)	-0.00	-
Net cash inflow from/ (used in) operating activities (A)	-0.21	779.79
B Cash flows from investing activities		
Payments for property, plant and equipment and intangible assets	-	214.86
(Payment for) investment property	-	-1,040.00
Net cash inflow from/ (used in) investing activities (B)	-	-825.14
C Cash flows from financing activities		
Finance cost	-20.64	-21.61
Proceeds from borrowings (net)	1.00	18.00
Proceeds from issue of non-convertible preference shares	20.64	48.06
Net cash inflow from/ (used in) financing activities (C)	1.00	44.45
Net increase (decrease) in cash and cash equivalents (A+B+C)	0.79	-0.90
Cash and cash equivalents at the beginning of the year	0.17	1.07
Cash and cash equivalents at the end of the year	0.96	0.17

Notes to statement of cash flows

(i) Components of cash and bank balances (refer note 8)

Cash and cash equivalents		
- Cash on hand	0.01	0.01
- Balances with banks in current account	0.96	0.17
Cash and bank balances at end of the year	0.96	0.17



Two handwritten signatures are present at the bottom right of the page.

Red Solutions Private Limited

Standalone Statement of Cash Flows for the year ended March 31, 2020

(All amounts are in Rupees unless otherwise stated)

There are no reconciliation items between the opening and closing balances in the balance sheet for liabilities arising from financing
(ii) activities:


(iii) The above Cash Flow Statement has been prepared in accordance with the "Indirect Method" as set out in the Ind AS - 7 on "Cash Flow Statements" specified under Section 133 of the Companies Act, 2013, as applicable.

(iv) The above statement of cash flows should be read in conjunction with the accompanying notes 1 to 31.

For Mohan Gupta & Co.

Chartered Accountants

Firm registration No. 006519N

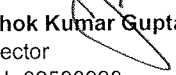

Himanshu Gupta
Partner
Membership No.: 527863




Place: Delhi

Date: 29 July 2020

For and on Behalf of the Board of Director of
Red Solutions Private Limited


Ashok Kumar Gupta
Director
DIN:-02590928


Swapan Guha
Director
DIN:-06985292

Place: Delhi

Date: 29 July 2020


Red Solutions Private Limited
Statement of Changes in Equity for the year ended March 31, 2020
(All amounts are Rupees in lacs unless otherwise stated)

A. Equity Share capital


Balance as at April 1, 2018	5.00
Change in equity share capital during 2018-19	-
Balance as at March 31, 2019	5.00
Change in equity share capital during 2019-20	-
Balance as at March 31, 2020	5.00

B. Other Equity

Other Equity		Attributable to owners of the company		
Particulars	Deemed equity contribution	Reserves & Surplus		Total
		Capital reserve	Retained earnings	
Balance as at April 1, 2018	990.00	126.45	-142.65	973.80
Impact of Ind AS adjustments (Refer Note 29)	-134.40	-	24.13	-110.27
Restated balance at beginning of reporting period	855.60	126.45	-118.52	863.53
Profit for the year	-	-	-15.75	-15.75
Other comprehensive income	-	-	-	-
Total comprehensive income for the year	-	-	-15.75	-15.75
Additions during the year	187.02	-	-	187.02
Adjustments during the year	-	-	-455.37	-455.37
Balance as at March 31, 2019	1,042.63	126.45	-589.65	579.43
Profit for the year	-	-	-27.87	-27.87
Other comprehensive income	-	-	-	-
Total comprehensive income for the year	-	-	-27.87	-27.87
Adjustments during the year	-	-	-	-
Balance as at March 31, 2020	1,042.63	126.45	-617.52	551.56

For **Mohan Gupta & Co.**
Chartered Accountants
Firm registration No. 006519N

Himanshu Gupta
Partner
Membership No. 527863

For and on Behalf of the Board of Director of
Red Solutions Private Limited


Ashok Kumar Gupta
Director
DIN:-02590928


Swapan Guha
Director
DIN:-06985292

Place: Delhi
Date: 29 July 2020

Red Solutions Private Limited
Notes to Financial Statements for the year ended March 31, 2020
(All amounts are Rupees in lacs unless otherwise stated)

3 Tangible assets


Current year		Gross block (at cost)			Accumulated depreciation			Net block
Description	As at April 1, 2019	Additions during the year	Disposal/Adjustment	As at March 31, 2020	For the year	Disposal/Adjustment	As at March 31, 2020	As at March 31, 2020
Furniture and fixtures	0.09	-	-	0.09	0.04	-	0.06	0.03
Computers and peripherals	0.22	-	-	0.22	-	-	-	0.22
Office equipments	0.06	-	-	0.06	-	-	0.00	0.06
Total	0.37	-	-	0.37	0.04	-	0.06	0.31

Previous year		Gross block (at cost)			Accumulated depreciation			Net block
Description	Deemed cost as at April 1, 2018	Additions during the year	Disposal/Adjustment	As at March 31, 2019	For the year	Disposal/Adjustment	As at March 31, 2019	As at March 31, 2019
Furniture and fixtures	0.09	-	-	0.09	0.02	-	0.02	0.07
Computers and peripherals	0.09	-	-0.13	0.22	-	-	-	0.22
Office equipments	0.06	-	-	0.06	0.00	-	0.00	0.06
Total	0.24	-	-0.13	0.37	0.02	-	0.02	0.35

Footnotes:

- The Company has elected Ind AS 101 exemption and continue with the carrying value for all of its property, plant and equipment as its deemed cost as at the date of transition, for details refer note 29.
- The Company has not carried out any revaluation of property, plant and equipment for the year ended March 31, 2020 and March 31, 2019.
- There are no impairment losses recognised during the year.
- There are no exchange differences adjusted in Property, Plant & Equipment.

(Signature)



Red Solutions Private Limited
Notes to Financial Statements for the year ended March 31, 2020
(All amounts are Rupees in lacs unless otherwise stated)

4 Investment property

A. Reconciliation of carrying amount

Cost or deemed cost

Opening balance

Additions/Reclassification from PPE during the year

Depreciation during the year

Total carrying amount

As at March 31, 2020	As at March 31, 2019	As at April 1, 2018
1,027.91	-	-
-	1,040.00	-
-16.47	-12.09	-
1,011.44	1,027.91	-

B. Measurement of fair value

Investment property

As at March 31, 2020	As at March 31, 2019	As at April 1, 2018
1,040.00	1,040.00	-
1,040.00	1,040.00	-

C. Estimation of fair values

The Company obtains independent valuations for each of its investment property by external, independent property valuers, having appropriate recognised professional qualifications and recent experience in the location and category of the property being valued.

Fair market value is the amount expressed in terms of money that may be reasonably be expected to be exchanged between a willing buyer and a willing seller, with equity or both. The valuation by the valuer assumes that Company shall continue to operate and run the assets to have economic utility.

Valuation technique:

Under the market comparable method (or market comparable approach), a property's fair value is estimated based on comparable transactions. The market comparable approach is based upon the principle of substitution under which a potential buyer will not pay more for the property than it will cost to buy a comparable substitute property. In theory, the best comparable sale would be an exact duplicate of the subject property and would indicate, by the known selling price of the duplicate, the price for which the subject property could be sold. The unit of comparison applied by the Company is the price per square metre (sqm).

Fair value hierarchy:

The fair value measurement for the investment property has been categorised as a Level 2 fair value based on the inputs to the valuation technique used.

The valuation techniques and the inputs used in the fair value measurement categorised within Level 2 of the fair value hierarchy is as follows:

Valuation technique

Market method

Observable inputs

Guideline rate (Per sq. m.)

Similar piece of land rate (Per sq.m.)

Investment property consists of a commercial building in Ghaziabad. During the year the company has revalued the investment property at fair value.



[Handwritten signature]

Red Solutions Private Limited
Notes to Financial Statements for the year ended March 31, 2020
(All amounts are Rupees in lacs unless otherwise stated)

5 Deferred tax assets (net)

Deferred tax assets (refer note 30)

As at March 31, 2020	As at March 31, 2019	As at April 1, 2018
64.01	54.39	38.43
64.01	54.39	38.43

6 Other Non- Current Assets

Capital Advance

As at March 31, 2020	As at March 31, 2019	As at April 1, 2018
1,746.90	1,746.90	1,961.89
1,746.90	1,746.90	1,961.89

7 Trade receivables

Unsecured, considered good unless stated otherwise
Outstanding for less than six months

As at March 31, 2020	As at March 31, 2019	As at April 1, 2018
-	-	3.92
-	-	3.92

Footnotes:

- (i) Trade receivable are non interest bearing and are normally received in normal operating cycle.
(ii) The Company's exposure to credit risks and loss allowances related to trade receivables are disclosed in Note 27.

8 Cash and cash equivalents

Cash on hand
Balances with banks
-on current accounts

As at March 31, 2020	As at March 31, 2019	As at April 1, 2018
0.01	0.01	1.03
0.96	0.17	0.04
0.96	0.17	1.07

9 Current financial assets - loans

Unsecured, considered good unless stated otherwise
Loans to others

As at March 31, 2020	As at March 31, 2019	As at April 1, 2018
-	-	99.00
-	-	99.00

The Company's exposure to credit risks are disclosed in Note 27.

10 Other current financial assets


Interest receivable
Other receivables

As at March 31, 2020	As at March 31, 2019	As at April 1, 2018
-	-	0.52
-	-	6.56
-	-	7.08

11 Other current assets

Balance with government authorities

As at March 31, 2020	As at March 31, 2019	As at April 1, 2018
11.60	11.60	-
11.60	11.60	-



[Handwritten signature]

[Handwritten mark]

12 Share capital

Equity shares

Authorised

1,00,000 (March 31, 2019: 1,00,000, April 1, 2018: 1,00,000) equity shares of Rs. 10 each

Preference Shares

Authorised

10,00,000 (March 31, 2019: 10,00,000, April 1, 2018: 10,00,000) equity shares of Rs. 100 each

Issued, subscribed and paid-up

Equity Shares

50,000 (March 31, 2019: 50,000, April 1, 2018: 50,000) equity shares of Rs. 10 each fully paid up

	As at March 31, 2020	As at March 31, 2019	As at April 1, 2018
Equity shares			-
Authorised	10.00	10.00	10.00
Preference Shares			
Authorised	1,000.00	1,000.00	1,000.00
	<u>1,010.00</u>	<u>1,010.00</u>	<u>1,010.00</u>
Issued, subscribed and paid-up			
Equity Shares	5.00	5.00	5.00

a). Terms and rights attached to equity shares

Voting

Each holder of equity shares is entitled to one vote per share held.

Dividends

The Company declares and pays dividends in Indian rupees. The dividend proposed by the Board of Directors is subject to approval of the shareholders in ensuing Annual General Meeting except in the case where interim dividend is distributed.

During the year ended March 31, 2020, the company has recorded per share dividend of Rs. Nil (previous year Nil) to its equity holders.

Liquidation

In the event of liquidation of the Company, the holders of equity shares shall be entitled to receive all of the remaining assets of the Company, after distribution of all preferential amounts, if any.

Such distribution amounts will be in proportion to the number of equity shares held by the shareholders.

b). Reconciliation of number of shares outstanding at the beginning and end of the year :

At the beginning of year
Add: Share issued during the year
Outstanding at the end of the year

	Year ended March 31, 2020		Year ended March 31, 2019	
No. of shares	50,000	5.00	50,000	5.00
	-	-	-	-
	<u>50,000</u>	<u>5.00</u>	<u>50,000</u>	<u>5.00</u>



As at March 31, 2020		As at March 31, 2019	
No. of shares	% Holding	No. of shares	% Holding
50,000	100%	50,000	100%

Avonmore Capital & Management Services Limited

d). There were no shares issued for consideration other than cash during the period of five years immediately preceding the reporting date.

e). No class of shares have been bought back by the Company during the period of five years immediately preceding the reporting date.

13 Other Equity

	As at March 31, 2020	As at March 31, 2019	As at April 1, 2018
a). NCPS Equity			
Balance at beginning of the year	1,042.63	855.60	855.60
Additions during the year	-	187.02	-
Balance at end of the year (A)	1,042.63	1,042.63	855.60
b). Capital reserve			
Balance at beginning of the year	126.45	126.45	126.45
Additions during the year	-	-	-
Balance at end of the year (B)	126.45	126.45	126.45
c). Retained earnings			
Balance at beginning of the year	-589.65	-118.52	-118.44
Profit/(loss) for the year	-27.87	-15.75	-0.08
Adjustments and allocations	-	-455.37	-
Balance at end of the year (D)	-617.52	-589.65	-118.52
Total Other equity	551.56	579.43	863.53

Nature and purpose of other reserves:

Capital reserve

The capital reserve was generated on account of forfeiture of shares.

Retained earnings

Retained earnings are the accumulated profits earned by the Company till date, less transfer to general reserves, dividend (including dividend distribution tax) and other distributions made to the shareholders.



[Handwritten signature]

Red Solutions Private Limited

Notes to Financial Statements for the year ended March 31, 2020

(All amounts are Rupees in lacs unless otherwise stated)

14 Other non-current financial liabilities

	As at March 31, 2020	As at March 31, 2019	As at April 1, 2018
NCPS- Liability (Refer note 29)	217.20	196.56	148.51
	217.20	196.56	148.51

15 Current borrowings

	As at March 31, 2020	As at March 31, 2019	As at April 1, 2018
Unseured			
From related parties	-	-	102.00
From others	761.00	760.00	739.00
	761.00	760.00	841.00

Footnotes:

(i) Loan from Others is repayable on demand and it is interest free loan.

(ii) The Company's exposure to liquidity risks and interest rate risks are disclosed in Note 27.



Red Solutions Private Limited
Notes to Financial Statements for the year ended March 31, 2020
(All amounts are Rupees in lacs unless otherwise stated)

16 Other current financial liabilities

	As at March 31, 2020	As at March 31, 2019	As at April 1, 2018
Interest payable to loans from			
-related party	8.29	0.02	12.92
-others	119.34	127.62	210.11
Expenses payable	12.84	12.68	0.15
Other payables	1,160.00	1,160.00	23.96
	1,300.47	1,300.33	247.15

17 Other current liabilities

	As at March 31, 2020	As at March 31, 2019	As at April 1, 2018
Statutory dues payable	-	-	6.45
	-	-	6.45



Red Solutions Private Limited
Notes to Financial Statements for the year ended March 31, 2020
(All amounts are Rupees in lacs unless otherwise stated)

18 Other income

	Year ended March 31, 2020	Year ended March 31, 2019
Liabilities written back	-	19.19
Provisions written back	-	0.15
	-	19.34

19 Employee benefit expense

	Year ended March 31, 2020	Year ended March 31, 2019
Salaries, wages and bonus	0.24	0.16
	0.24	0.16

20 Finance cost

	Year ended March 31, 2020	Year ended March 31, 2019
Interest unwinding on NCPS	20.64	18.68
Interest on late payment of statutory dues	-	2.93
	20.64	21.61

21 Depreciation expense

	Year ended March 31, 2020	Year ended March 31, 2019
Depreciation on property, plant and equipment	0.04	0.02
Depreciation on investment property	16.47	12.09
	16.50	12.11



Two handwritten signatures are present in the bottom right corner of the page.

Red Solutions Private Limited
Notes to Financial Statements for the year ended March 31, 2020
(All amounts are Rupees in lacs unless otherwise stated)

22 Other expenses

	Year ended March 31, 2020	Year ended March 31, 2019
Legal and professional expenses	0.02	0.01
Balances written off	-	15.08
Rates and taxes	0.03	0.04
Rates and taxes - capital increase	-	1.98
Printing and stationery	0.01	0.00
Auditor's remuneration (refer footnote)	0.05	0.05
Bank Charges	0.00	0.01
Miscellaneous expenses	-	0.01
	0.11	17.18

Footnote:

(i) Payment of remuneration to auditors (excluding GST)

	Year ended March 31, 2020	Year ended March 31, 2019
Statutory audit	0.05	0.05
	0.05	0.05

23 Earnings per share

	Year ended March 31, 2020	Year ended March 31, 2019
Basic and diluted earnings per share (refer footnote)	-55.74	-31.51
Nominal value per share (in Rs.)	10.00	10.00

Footnotes:

(a) Profit attributable to equity shareholders

Profit for the year	-27.87	-15.75
Profit attributable to equity holders of the company for Basic and	-27.87	-15.75

(b) Weighted average number of shares used as the denominator

Opening balance of issued equity shares	50,000	50,000
Effect of shares issued during the year, if any	-	-
Weighted average number of equity shares for Basic and Diluted	50,000	50,000

(c) At present, the Company does not have any dilutive potential equity share.



[Handwritten signature]

Red Solutions Private Limited

Notes to Financial Statements for the year ended March 31, 2020

(All amounts are Rupees in lacs unless otherwise stated)

24 Contingent liabilities and commitments

There are no contingent liabilities and commitments as at March 31, 2020 (March 31, 2019 Rs. Nil)

Disclosures relating to suppliers registered under Micro, Small and Medium Enterprise Development Act, 2006:

25

The principal amount and the interest due thereon remaining unpaid to any MSME supplier as at the end of each accounting year included in:

Principal amount due to micro and small enterprises
Interest due on above

As at March 31, 2020	As at March 31, 2019	As at April 1, 2018
-	-	-
-	-	-
-	-	-

The amount of interest paid by the buyer in terms of section 16 of the MSMED ACT 2006 along with the amounts of the payment made to the supplier beyond the appointed day during each accounting year

- - -

The amounts of the payments made to micro and small suppliers beyond the appointed day during each accounting period.

- - -

The amount of interest due and payable for the year of delay in making payment (which have been paid but beyond the appointment day during the year) but without adding the Interest specified under the MSMED Act, 2006.

- - -

The amount of interest accrued and remaining unpaid at the end of each accounting year.

- - -

The amount of further interest remaining due and payable even in the succeeding years, until such date when the interest dues as above are actually paid to the small enterprise for the purpose of disallowance as a deductible under section 23 of the MSMED Act 2006.

- - -



(Handwritten signature)

Red Solutions Private Limited**Notes to Financial Statements for the year ended March 31, 2020***(All amounts are Rupees in lacs unless otherwise stated)***26 Related party disclosures**

In accordance with the requirements of Ind AS 24 on Related Party Disclosures, the names of the related parties where control exists and/or with whom transactions have taken place during the year and description of relationships, as identified and certified by the management are:

Names of related parties and description of relationship:**Holding company**

Avonmore Capital and Management Services Limited


Key Management Personnel

Mr. Ashok Kumar Gupta

Mr. Swapan Guha

(b) Details of related party transactions are as below:

Sr. No.	Particulars	Amount 31 March 2020	Amount 31 March 2019
1)	Transaction during the Year		
(A)	<u>Income / Expenses</u>		
(B)	<u>Assets / Liabilities</u>		
a	Short term loan received from Holding company Avonmore Capital & Management Services Limited		201.50 201.50
b	Payment of Interest Liability Avonmore Capital & Management Services Limited	0.02 0.02	12.90 12.90
c	Short term loan paid to Holding company Avonmore Capital & Management Services Limited	- -	303.50 303.50
d	Advance Taken Avonmore Capital & Management Services Limited	- -	6.47 6.47
e	Advance Taken - Repayment Avonmore Capital & Management Services Limited		- -
f	Reimbursement Account Incurred Avonmore Capital & Management Services Limited	0.03 0.03	6.47 6.47
2)	Closing balance at at March 31, 2019		
a	Share Capital Avonmore Capital & Management Services Limited	5.00 5.00	5.00 5.00
b	Interest Payable Avonmore Capital & Management Services Limited	- -	0.02 0.02
c	Other Payable Avonmore Capital & Management Services Limited	6.50 6.50	6.47 6.47



27 Fair value measurement and financial instruments

(a) Financial instruments – by category and fair values hierarchy

The following table shows the carrying amounts and fair value of financial assets and financial liabilities, including their levels in the fair value hierarchy.

(i) As at April 1, 2018

Particulars	Carrying value				Fair value measurement using		
	FVTPL	FVOCI	Amortised cost	Total	Level 1	Level 2	Level 3
Financial assets							
Current							
Trade receivables	-	-	3.92	3.92	-	-	-
Cash and cash equivalents	-	-	1.07	1.07	-	-	-
Loans	-	-	99.00	99.00	-	-	-
Other financial assets	-	-	7.08	7.08	-	-	-
Total	-	-	111.07	111.07			
Financial liabilities							
Non-current							
Other financial liabilities	-	-	148.51	148.51	-	148.51	-
Current							
Borrowings	-	-	841.00	841.00	-	-	-
Other financial liabilities	-	-	247.15	247.15	-	-	-
Total	-	-	1,236.65	1,236.65			

ii). As at March 31, 2019

Particulars	Carrying value				Fair value measurement using		
	FVTPL	FVOCI	Amortised cost	Total	Level 1	Level 2	Level 3
Financial assets							
Current							
Trade receivables	-	-	-	-	-	-	-
Cash and cash equivalents	-	-	0.17	0.17	-	-	-
Loans	-	-	-	-	-	-	-
Other financial assets	-	-	-	-	-	-	-
Total	-	-	0.17	0.17			
Financial liabilities							
Non-current							
Other financial liabilities	-	-	196.56	196.56	-	196.56	-
Current							
Borrowings	-	-	760.00	760.00	-	-	-
Other financial liabilities	-	-	1,300.33	1,300.33	-	-	-
Total	-	-	2,256.90	2,256.90			



[Handwritten signature]

[Handwritten signature]

Red Solutions Private Limited
Notes to Financial Statements for the year ended March 31, 2020
(All amounts are Rupees in lacs unless otherwise stated)

iii). As at March 31, 2020

Particulars	Carrying value				Fair value measurement using		
	FVTPL	FVOCI	Amortised cost	Total	Level 1	Level 2	Level 3
Financial assets							
Current							
Trade receivables	-	-	-	-	-	-	-
Cash and cash equivalents	-	-	0.96	0.96	-	-	-
Loans	-	-	-	-	-	-	-
Other financial assets	-	-	-	-	-	-	-
Total	-	-	0.96	0.96			
Financial liabilities							
Non-current							
Other financial liabilities	-	-	217.20	217.20	-	217.20	-
Current							
Borrowings	-	-	761.00	761.00	-	-	-
Other financial liabilities	-	-	1,300.47	1,300.47	-	-	-
Total	-	-	2,278.67	2,278.67			

Level 1: It includes financial instruments measured using quoted prices.

Level 2: The fair value of financial instruments that are not traded in an active market is determined using valuation techniques which maximise the use of observable market data and rely as little as possible on entity specific estimates. If all significant inputs required to fair value an instrument are observable, the instrument is included in level 2.

Level 3: If one or more of the significant inputs is not based on observable market data, the instrument is included in level 3. The fair value of financial assets and liabilities included in Level 3 is determined in accordance with generally accepted pricing models based on discounted cash flow analysis using prices from observable current market transactions and dealer quotes of similar instruments.

The carrying amounts of trade receivables, trade payables, cash and cash equivalents and other financial assets and liabilities, approximates the fair values, due to their short-term nature. Fair value of non-current financial assets which includes bank deposits (due for maturity after twelve months from the reporting date) and security deposits is similar to the carrying value as there is no significant differences between carrying value and fair value.

The fair value for security deposits were calculated based on discounted cash flows using a current lending rate. They are classified as level 3 fair values in the fair value hierarchy due to the inclusion of unobservable inputs including counterparty credit risk.

Valuation processes

The Management performs the valuations of financial assets and liabilities required for financial reporting purposes on a periodic basis, including level 3 fair values.

b). Financial risk management

The Company has exposure to the following risks arising from financial instruments:

- Credit risk
- Liquidity risk
- Interest rate risk

Risk management framework

The Company's Board of Directors has overall responsibility for the establishment and oversight of the Company's risk management framework. The Board of Directors have authorised senior management to establish the processes and ensure control over risks through the mechanism of properly defined framework in line with the businesses of the company.

The Company's risk management policies are established to identify and analyse the risks faced by the Company, to set appropriate risks limits and controls, to monitor risks and adherence to limits. Risk management policies are reviewed regularly to reflect changes in market conditions and the Company's activities.

The Company has policies covering specific areas, such as interest rate risk, foreign currency risk, other price risk, credit risk, liquidity risk, and the use of derivative and non-derivative financial instruments. Compliance with policies and exposure limits is reviewed on a continuous basis.



[Handwritten signature]

[Handwritten signature]

Red Solutions Private Limited

Notes to Financial Statements for the year ended March 31, 2020

(All amounts are Rupees in lacs unless otherwise stated)

(b) Financial risk management (continued)

(i) Credit risk


The maximum exposure to credit risks is represented by the total carrying amount of these financial assets in the balance sheet

Particulars	As at		As at	
	March 31, 2020	March 31, 2019	March 31, 2019	April 1, 2018
Trade receivables	-	-	-	3.92
Cash and cash equivalents	0.96	0.17	0.17	1.07
Loans	-	-	-	99.00
Other financial assets	-	-	-	7.08

Credit risk is the risk of financial loss to the Company if a customer or counterparty to a financial instrument fails to meet its contractual obligations, and arises principally from the Company's receivables from customers.

The Company's credit risk is primarily to the amount of loans and investments. The Company maintains a defined credit policy and monitors the exposures to these credit risks on an ongoing basis. Credit risk on cash and cash equivalents is limited as the Company generally invests in deposits with scheduled commercial banks with high credit ratings assigned by domestic credit rating agencies.

[Handwritten signature]



Red Solutions Private Limited
Notes to Financial Statements for the year ended March 31, 2020
(All amounts are Rupees in lacs unless otherwise stated)

(b) Financial risk management (continued)

(ii) Liquidity risk

Liquidity risk is the risk that the Company will encounter difficulty in meeting the obligations associated with its financial liabilities that are settled by delivering cash or another financial asset. The Company's approach to managing liquidity is to ensure, as far as possible, that it will have sufficient liquidity to meet its liabilities when they are fallen due, under both normal and stressed conditions, without incurring unacceptable losses or risking damage to the Company's reputation.

The Company believes that its liquidity position, including total cash (excluding interest accrued but not due) of Rs. 0.96 lac as at March 31, 2020 (March 31, 2019: Rs.0.17 lac April 1, 2018: Rs. 1.07 lac) and the anticipated future internally generated funds from operations will enable it to meet its future known obligations in the ordinary course of business.

Prudent liquidity risk management implies maintaining sufficient cash and marketable securities and the availability of funding through an adequate amount of credit facilities to meet obligations when due. The Company's policy is to regularly monitor its liquidity requirements to ensure that it maintains sufficient reserves of cash and funding from group companies to meet its liquidity requirements in the short and long term.

The Company's liquidity management process as monitored by management, includes the following:

- Day to day funding, managed by monitoring future cash flows to ensure that requirements can be met.
- Maintaining rolling forecasts of the Company's liquidity position on the basis of expected cash flows.

Exposure to liquidity risk

The following are the remaining contractual maturities of financial liabilities at the reporting date. The amounts are gross and undiscounted, and includes interest accrued but not due on borrowings.

As at March 31, 2020	Carrying amount	Contractual cash flows		
		Less than one year	More than one year	Total
Curent Borrowings	761.00	761.00	-	761.00
NCPS Liability	217.20	-	217.20	217.20
Interest payable to loans from related parties	8.29	8.29	-	8.29
Interest payable to loans from others	119.34	119.34	-	119.34
Expenses payable	12.84	12.84	-	12.84
Other payables	1,160.00	1,160.00	-	1,160.00
Total	2,278.67	2,061.47	217.20	2,278.67

As at March 31, 2019	Carrying amount	Contractual cash flows		
		Less than one year	More than one year	Total
Borrowings from others	760.00	760.00	-	760.00
NCPS Liability	196.56	-	196.56	196.56
Interest payable to loans from related parties	0.02	0.02	-	0.02
Interest payable to loans from others	127.62	127.62	-	127.62
Expenses payable	12.68	12.68	-	12.68
Other payables	1,160.00	1,160.00	-	1,160.00
Total	2,256.90	2,060.33	196.56	2,256.90

As at April 1, 2018	Carrying amount	Contractual cash flows		
		Less than one year	More than one year	Total
Borrowings from others	739.00	724.00	-	724.00
NCPS Liability	148.51	-	148.51	148.51
Borrowings from related party	102.00	102.00	-	102.00
Interest payable to loans from related parties	12.92	12.92	-	12.92
Interest payable to loans from others	210.11	210.11	-	210.11
Expenses payable	0.15	0.15	-	0.15
Other payables	23.96	23.96	-	23.96
Total	1,236.65	1,073.15	148.51	1,221.65



[Handwritten signature]

[Handwritten signature]

b). Financial risk management (continued)

iii). Market risk

Market risk is the risk that the future cash flows of a financial instrument will fluctuate because of changes in market prices. Market risk comprises three types of risk: interest rate risk, currency risk and other price risk, the Company mainly has exposure to one type of market risk, namely interest rate risk. The objective of market risk management is to manage and control market risk exposures within acceptable parameters, while optimising the return.

Interest rate risk

Interest rate risk is the risk that the future cash flows of a financial instrument will fluctuate because of changes in market interest rates. The Company's main interest rate risk arises from long-term borrowings with variable rates, which expose the Company to cash flow interest rate risk.

Exposure to interest rate risk

The Company's interest rate risk arises majorly from the term loans from banks carrying floating rate of interest. During the year ended March 31, 2019 & March 31, 2020 the Company does not have any variable rate borrowings hence there is no exposure to interest rate risk.

28 Capital Management

For the purpose of the Company's capital management, capital includes issued equity share capital and all other equity reserves attributable to the equity holders of the Company.

Management assesses the Company's capital requirements in order to maintain an efficient overall financing structure. The Company manages the capital structure and makes adjustments to it in the light of changes in economic conditions and the risk characteristics of the underlying assets.

To maintain or adjust the capital structure, the Company may return capital to shareholders, raise new debt or issue new shares.

The Company monitors capital on the basis of the debt to capital ratio, which is calculated as interest-bearing debts divided by total capital (equity attributable to owners of the parent plus interest-bearing debts).

Particulars	As at March 31, 2020	As at March 31, 2019	As at April 1, 2018
Borrowings	888.62	887.65	1,064.04
Less: Cash and cash equivalents	-0.96	-0.17	-1.07
Adjusted net debt (A)	887.66	887.47	1,062.96
Total equity (B)	556.56	584.43	868.53
Adjusted net debt to adjusted equity ratio (A/B)	159.49%	151.85%	122.39%



[Handwritten signature]

[Handwritten signature]

29 First-time Adoption of Ind AS

The company has prepared its first Standalone Financial Statements in accordance with Ind AS for the year ended March 31, 2020. For periods up to and including the year ended March 31, 2019, the Company prepared its financial statements in accordance with Indian GAAP, including accounting standards notified under the Companies (Accounting Standards) Rules, 2006 (as amended). The effective date for Company's Ind AS Opening Balance Sheet is April 1, 2018 (the date of transition to Ind AS).

The accounting policies set out in Note 2 have been applied in preparing the financial statements for the year ended March 31, 2020, the comparative information presented in these financial statements for the year ended March 31, 2019 and in the preparation of an opening Ind AS Balance Sheet at April 1, 2018 (the Company's date of transition). According to Ind AS 101, the first Ind AS Financial Statements must use recognition and measurement principles that are based on standards and interpretations that are effective at March 31, 2020, the date of first-time preparation of Financial Statements according to Ind AS. These accounting principles and measurement principles must be applied retrospectively to the date of transition to Ind AS and for all periods presented within the first Ind AS Financial Statements.

Any resulting differences between carrying amounts of assets and liabilities according to Ind AS 101 as of April 1, 2018 compared with those presented in the Indian GAAP Balance Sheet as of March 31, 2018, were recognized in equity under retained earnings within the Ind AS Balance Sheet.

An explanation of how the transition from previous GAAP to Ind AS has affected the company's financial position, financial performance and cash flows is set out in the following tables and notes.

A) Exemption and exceptions availed

In the Ind AS Opening Balance Sheet as at April 1, 2018, the carrying amounts of assets and liabilities from the Indian GAAP as at 31 March 2018 are generally recognized and measured according to Ind AS in effect as on March 31, 2020. For certain individual cases, however, Ind AS 101 provides for optional exemptions and mandatory exceptions to the general principles of retrospective application of Ind AS. The Company has used the following exemptions and exceptions in preparing its Ind AS Opening Balance Sheet:

A.1 Ind AS optional exemptions

A.1.1 Deemed Cost

Ind AS 101 permits a first-time adopter to elect to continue with the carrying value for all of its property, plant and equipment as recognised in the financial statements as at the date of transition to Ind AS, measured as per the previous GAAP and use that as its deemed cost as at the date of transition after taking necessary adjustments for de-commissioning liabilities. This exemption can also be used for intangible assets covered by Ind AS 38 Intangible Assets and investment property covered by Ind AS 40 Investment Properties. Accordingly, the Company has elected to measure all of its property, plant and equipment, intangible assets and investment property at their previous GAAP carrying value.

A.2 Ind AS mandatory exceptions

A.2.1 Estimates

An entity's estimates in accordance with Ind ASs at the date of transition to Ind AS shall be consistent with estimates made for the same date in accordance with previous GAAP (after adjustments to reflect any difference in accounting policies), unless there is objective evidence that those estimates were in error. Ind AS estimates as at April 1, 2018 are consistent with the estimates as at the same date made in conformity with previous GAAP. The Company made estimates for impairment of financial assets based on expected credit loss model in accordance with Ind AS at the date of transition as these were not required under previous GAAP.

A.2.2 Classification and measurement of financial assets

Ind AS 101 requires the company to assess classification of financial assets on the basis of facts and circumstances existing as at the date of transition. Further, the standard permits measurement of financial assets accounted on amortised cost basis on fact and circumstances existing as at the date of transition, if retrospective application is impracticable.

Accordingly, the Company has determined the classification of financial assets on the basis of facts and circumstances existing as at the date of transition. Measurement of financial assets has been done retrospectively except where the same is impracticable.

A.2.3 Derecognition of financial assets and liabilities

As per Ind AS 101 an entity should apply derecognition requirements in Ind AS 109 prospectively for transaction occurring on or after the date of transition to Ind AS.

B) Reconciliations between previous GAAP and Ind AS

Ind AS 101 requires an entity to reconcile equity, total comprehensive income and cash flows for prior periods. The following tables represent the reconciliations from previous GAAP to Ind AS.

(Amounts in Rs.)

[Amounts in Rs.]							
		April 1, 2018			March 31, 2019		
	Note	Previous GAAP*	Adjustments	Ind ASs	Previous GAAP*	Adjustments	Ind ASs
ASSETS							
(1) Non-current assets							
Property, plant and Equipment	i	0.24	-	0.24	0.35	-	0.35
Capital work in progress	i	1,961.89	-	1,961.89	1,746.90	-	1,746.90
Investment properties	b	-	-	-	1,040.00	-12.09	1,027.91
Financial assets							
Deferred tax assets	e	0.19	38.24	38.43	0.14	54.25	54.39
Total non-current assets		1,962.33	38.24	2,000.57	2,787.39	42.16	2,829.55
(2) Current Assets							
Financial assets							
(i) Trade receivables		3.92	-	3.92	-	-	-
(ii) Cash and cash equivalents		1.07	0.00	1.07	0.17	-	0.17
Loans		99.00	-	99.00	-	-	-

Red Solutions Private Limited

Notes to the Standalone Financial Statements for the year ended March 31, 2020

(All amounts are Rupees in lacs unless otherwise stated)

(v) Other financial assets	7.07	0.00	7.08	-	-	-
Other current assets	-	-	-	11.60	-	11.60
Total current assets	111.06	0.00	111.07	11.77	-	11.77
Total Assets	2,073.39	38.24	2,111.63	2,799.16	42.16	2,841.32



[Handwritten signature]

[Handwritten signature]

Red Solutions Private Limited
Notes to the Standalone Financial Statements for the year ended March 31, 2020
(All amounts are Rupees in lacs unless otherwise stated)

(Amount in Rs.)

		April 1, 2018			March 31, 2019		
	Note	Previous GAAP*	Adjustments	Ind ASs	Previous GAAP*	Adjustments	Ind ASs
EQUITY & LIABILITIES							
Equity							
(a) Equity Share capital		5.00	-	5.00	5.00	-	5.00
(b) Other equity	a to i	973.80	-110.27	863.53	733.83	-154.40	579.43
Total equity		978.80	-110.27	868.53	738.83	-154.40	584.43
Liabilities							
(1) Non-current liabilities							
Financial liabilities							
(ii) Other financial liabilities	a & d		1,48,50,870.54	148.51	-	196.56	196.56
Total non-current liabilities		-	1,48,50,870.54	148.51	-	196.56	196.56
(2) Current liabilities							
Financial liabilities							
(i) Borrowings		841.00	-	841.00	760.00	-	760.00
(iii) other financial liabilities		247.15	-	247.15	1,300.33	-	1,300.33
Other current liabilities		6.45	-	6.45	-	-	-
Total current liabilities		1,094.59	-	1,094.59	2,060.33	-	2,060.33
Total equity and liabilities		2,072.39	1,48,50,760.27	2,111.63	2,799.16	42.16	2,841.32

* The previous GAAP figures have been reclassified to confirm to Ind AS presentation requirements for the purposes of this note.



[Handwritten signature]

[Handwritten signature]

C) Reconciliation of total profit and loss for the year ended March 31, 2019

			(Amount in Rs)	
	Note	Previous GAAP*	Adjustments	Ind ASs
INCOME				
Revenue from operations		-	-	-
Other income		19.34	-	19.34
Total Income		19.34	-	19.34
EXPENDITURE				
Employee benefits expense		0.16	-	0.16
Finance expenses	a	2.93	18.68	21.61
Depreciation and amortisation	b	0.02	12.09	12.11
Other expenses		17.18	-	17.18
Total Expenses		20.28	30.77	51.05
Profit before exceptional items and tax		-0.94	-30.77	-31.71
Exceptional Item	d	0.00	-0.00	-
Profit before tax		-0.94	-30.77	-31.71
Current tax				
Deferred tax	e	0.05	-16.01	-15.96
Total tax expense		0.05	-16.01	-15.96
Profit for the year		-0.99	-14.76	-15.75
Other comprehensive income				
Items that will not be reclassified to profit or loss		-	-	-
Total other comprehensive income for the year	g	-	-	-
Total comprehensive income for the year		-0.99	-14.76	-15.75

* The previous GAAP figures have been reclassified to conform to Ind AS presentation requirements for the purposes of this note.

D) Reconciliation of total equity as at March 31, 2019 and April 1, 2018

	Note	March 31, 2019	April 1, 2018
Total equity (shareholder's funds) as per previous GAAP		738.83	978.80
Adjustments:			
Opening Ind AS adjustments		-110.27	-
Depreciation on investment property	b	-12.09	-
NCPS Liability	a	-29.38	-134.40
Unwinding of interest cost on NCPS liability	a	-18.68	-14.11
Prior period Income rectified		-0.00	0.00
Tax impact of above adjustments		16.01	38.24
Total adjustments		-154.40	-110.27
Total equity as per Ind AS		584.43	868.53

E) Reconciliation of total comprehensive income for the year ended March 31, 2019

	Note	March 31, 2019
Profit after tax as per previous GAAP		-0.99
Adjustments:		
Depreciation on investment property	b	-12.09
Unwinding of interest cost on NCPS liability	a	-18.68
Prior period Income rectified	d	-0.00
Tax impact of above adjustments	e	16.01
Total adjustments		-14.76
Profit after tax as per Ind AS		-15.75
Other comprehensive income (net of tax):		
Actuarial loss on defined benefit plans (net of tax)	e	-
Total comprehensive income as per Ind AS		-15.75

Impact of Ind AS adoption on the statements of cash flows for the year ended March 31, 2019

	Notes	Previous GAAP	Adjustments	Ind AS
Net cash flow from operating activities	h	903.83	-124.04	779.79
Net cash flow from investing activities	h	-1,040.13	214.99	-825.14
Net cash flow from financing activities	h	135.40	-90.95	44.45
Net increase/(decrease) in cash and cash equivalents		-0.90	-0.00	-0.90
Cash and cash equivalents as at April 1, 2018		1.07	-	1.07
Cash and cash equivalents as at March 31, 2019		0.17	-0.00	0.17



[Handwritten signature]

[Handwritten signature]

Notes to first-time adoption:

(a) Preference share note

Under Indian GAAP, preference shares issued by the Company are shown under shareholder's fund. However, under Ind AS-32, preference shares having various rights such as convertible into equity shares of the issuer, payment of dividend etc. are classified as compound financial instruments. The issuer of a non-derivative compound financial instrument shall evaluate the terms of the financial instrument to determine whether it contains both a liability and an equity component. Such components shall be classified separately as financial liabilities, financial assets or equity instruments.

In the given case, the Company has an unconditional right to avoid delivering cash or another financial instrument for dividend but not for the principal amount. Accordingly, the financial liability component is calculated by discounting the redemption amount to present value. Equity component is equal to the total proceeds less liability component of the preference shares. The upfront benefit on transition date due to the discounting has been adjusted against the retained earnings. Further, interest cost on unwinding of discount has been charged off to the statement of profit or loss.

(b) Depreciation of investment property

In the previous years, the Company had not charged depreciation on Investment Property held by it. Recognising the same as GAAP error, the Company has calculated depreciation on investment properties retroactively from the date of their acquisition. Accordingly, as at April 1, 2018, the carrying values of such investment properties have been decreased by corresponding decrease in the opening reserves of the Company.

(c) Re-measurement of employee benefits :

Both under Indian GAAP and Ind-AS, the company recognised costs related to its post-employment defined benefit plan on an actuarial basis. Under Indian GAAP, the entire cost, including actuarial gains and losses, are charged to the statement of profit or loss. However, Under Ind-AS, remeasurements [comprising of actuarial gains and losses, the effect of the asset ceiling, excluding amounts included in net interest on the net defined benefit liability and the return on plan assets excluding amounts included in net interest on the net defined benefit liability] are recognised in Other Comprehensive Income.



A handwritten signature in black ink, consisting of stylized, overlapping loops and strokes.

A handwritten signature in black ink, consisting of a few sharp, intersecting strokes.

(d) Prior period income/expense

Under Indian GAAP, any income or expense pertaining to any period which has not been recognised in profit and loss account for that year was allowed to be recognised as prior period error in next year. Under Ind AS prior period errors are not allowed to be recognised. Hence in compliance with the requirement of Ind AS, the figures of year ending as on March 31, 2019 has been re-stated by reversing the prior period income/expense for that year and recognising the same in the year, in which it was incurred by corresponding increase/decrease in opening reserves.

(e) Deferred taxes

The above changes increased (decreased) the deferred tax asset as follows based on a tax rate of 25.75% and 26.00% in financial year 2017-18 & 2018-19 respectively:

Indian GAAP requires deferred tax accounting using the income statement approach, which focuses on differences between taxable profits and accounting profits for the period. Ind-AS 12 "Income Taxes" requires entities to account for deferred taxes using the balance sheet approach, which focuses on temporary differences between the carrying amount of an asset or liability in the balance sheet and its tax base. The application of Ind-AS 12 approach has resulted in recognition of deferred tax on new temporary differences which was not required under Indian GAAP.

The above changes (decreased) the deferred tax asset as follows:

Particulars	Note	April 1, 2018	March 31, 2019
Impact of change in temporary differences between carrying amount and tax base of assets	a, b & i	89.9	54.4
Impact of change in temporary differences between carrying amount and tax base of liability	d	(51.5)	-
		38.4	54.4

(f) Other equity:

Retained earnings as at April 1, 2018 has been adjusted consequent to the above Ind AS transition adjustments.

(g) Other comprehensive income

Under Indian GAAP, the Company has not presented other comprehensive income (OCI) separately. Items that have been reclassified from statement of profit and loss to other comprehensive income includes remeasurement of defined benefit plans (net of tax) and changes in fair value of investments. Hence, Indian GAAP profit or loss is reconciled to total comprehensive income as per Ind AS.

(h) Statement of cash flows

The transition from Indian GAAP to Ind AS has not had a material impact on the statement of cash flows.

(i) Property, plant and equipment and Intangible Assets

Under Previous GAAP cost of property, plant and equipment is recorded at historical cost, however under Ind AS, the Company has opted for deemed cost exemption at date of transition. Hence at the date of transition to Ind AS, property, plant and equipment has been measured at the carrying value as per previous GAAP.

30 Income taxes

A. Amounts recognised in profit or loss

	March 31, 2020	March 31, 2019
Current tax expense		
Current year	-	-
Adjustment for prior years	-	-
Deferred tax expense		
Change in recognised temporary differences	(9.6)	(16.0)
Total Tax Expense	(9.6)	(16.0)

B. Amounts recognised in Other Comprehensive Income

There was no amount recognised in other comprehensive income.

C. Reconciliation of effective tax rate

	March 31, 2020		March 31, 2019	
	Rate	Amount	Rate	Amount
Profit before tax		-37.49		-31.71
Tax using the Company's domestic tax rate (A)	26.00%	-9.75	27.82%	-8.82
Tax effect of:				
Non-taxable income/expenses		9.75		8.82
Deferred Tax		-9.62		-15.96
Total (B)		0.13		-7.13
(A)+(B)		-9.62		-15.96



[Handwritten signature]

[Handwritten signature]

Red Solutions Private Limited
Notes to the Standalone Financial Statements for the year ended March 31, 2020
(All amounts are Rupees in lacs unless otherwise stated)

D. Movement in deferred tax balances

Deferred Tax Assets

Property, plant and equipment and intangibles	0.14	0.01	-	0.15
Investment property	3.14	4.28	-	7.42
Other current liabilities	-	-	-	-
Other financial liabilities	51.11	5.37	-	56.47

Sub- Total (a)

Deferred Tax Liabilities

Sub- Total (b)

Net Deferred Tax Asset (a)-(b)

As at March 31, 2019	Recognized in P&L	Recognized in OCI	As at March 31, 2020
0.14	0.01	-	0.15
3.14	4.28	-	7.42
-	-	-	-
51.11	5.37	-	56.47
54.39	9.66	-	64.05
-	-	-	-
-	-	-	-
54.39	9.66	-	64.05

Deferred Tax Assets

Property, plant and equipment and intangibles	0.19	-0.05	-	0.14
Investment property	-	3.14	-	3.14
Other current liabilities	-0.00	0.00	-	-
Other financial liabilities	38.24	12.87	-	51.11

Sub- Total (a)

Deferred Tax Liabilities

Sub- Total (b)

Net Deferred Tax Asset (a)-(b)

As at April 1, 2018	Recognized in P&L	Recognized in OCI	As at March 31, 2019
0.19	-0.05	-	0.14
-	3.14	-	3.14
-0.00	0.00	-	-
38.24	12.87	-	51.11
38.43	15.96	-	54.39
-	-	-	-
-	-	-	-
38.43	15.96	-	54.39

31 Previous years' figures have been reclassified/regrouped wherever necessary.

For Mohan Gupta & Co.

Chartered Accountants

Firm registration No. 006519N

Himanshu Gupta
Partner
Membership No.: 527863

Place: Delhi

Date: 29 July 2020

For and on behalf of the Board of Directors of
Red Solutions Private Limited

Ashok Kumar Gupta
Director
DIN:-02590928

Swapan Guha
Director
DIN:-06985292

Place: Delhi

Date: 29 July 2020

Date: